



# Jim Clark Historic Rally 2012

1st - 2nd June 2012

## Final Award Winners




| Pos                   | No. | Driver/Co-Driver                  | Class | Vehicle              | Total Time | Diff. Leader | Overall Pos |
|-----------------------|-----|-----------------------------------|-------|----------------------|------------|--------------|-------------|
| <b>Overall Awards</b> |     |                                   |       |                      |            |              |             |
| 1                     | 302 | Steve BANNISTER/Louise SUTHERLAND | H3    | Ford Escort Mk2      | 1:17:55.3  |              | 1           |
| <b>Class H1</b>       |     |                                   |       |                      |            |              |             |
| 1                     | 312 | Adrian STEWART/Richard SIMMONDS   | H1    | Morris Mini Cooper S | 1:33:18.8  |              | 6           |
| <b>Class H2</b>       |     |                                   |       |                      |            |              |             |
|                       |     | No finisher eligible              |       |                      |            |              |             |
| <b>Class H3</b>       |     |                                   |       |                      |            |              |             |
| 1                     | 306 | Gareth JAMES/Steffan EVANS        | H3    | Ford Escort RS 1800  | 1:20:11.7  |              | 2           |
| 2                     | 301 | Charlie TAYLOR/Steve BIELBY       | H3    | Ford Escort Mk2      | 1:21:16.9  | 1:05.2       | 3           |



# Jim Clark Historic Rally 2012

1st - 2nd June 2012

## Final Results




| Pos | No. | Driver/Co-driver                  | Class | Class<br>Posn. | Vehicle               | Stage<br>Times | Penalties | Total<br>Time | Diff.<br>Leader |
|-----|-----|-----------------------------------|-------|----------------|-----------------------|----------------|-----------|---------------|-----------------|
| 1   | 302 | Steve BANNISTER/Louise SUTHERLAND | H3    | 1              | Ford Escort Mk2       | 1:17:55.3      |           | 1:17:55.3     |                 |
| 2   | 306 | Gareth JAMES/Steffan EVANS        | H3    | 2              | Ford Escort RS 1800   | 1:19:21.7      | 0:50.0    | 1:20:11.7     | 2:16.4          |
| 3   | 301 | Charlie TAYLOR/Steve BIELBY       | H3    | 3              | Ford Escort Mk2       | 1:21:16.9      |           | 1:21:16.9     | 3:21.6          |
| 4   | 309 | Ian HILDRETH/Stephen STEAD        | H3    | 4              | Ford Escort Mk2       | 1:28:25.6      |           | 1:28:25.6     | 10:30.3         |
| 5   | 311 | Tony THOMPSON/Paul HUDSON         | H3    | 5              | Vauxhall Chevette HSR | 1:32:53.5      |           | 1:32:53.5     | 14:58.2         |
| 6   | 312 | Adrian STEWART/Richard SIMMONDS   | H1    | 1              | Morris Mini Cooper S  | 1:33:18.8      |           | 1:33:18.8     | 15:23.5         |



# Jim Clark Historic Rally 2012

1st - 2nd June 2012

## Final Results by Competition Number




| No. | Pos | Entrant/Sponsor<br>Driver/Co-driver | Class | Class<br>Posn. | Vehicle               | Stage<br>Times | Penalties                        | Total<br>Time | Diff.<br>Leader |
|-----|-----|-------------------------------------|-------|----------------|-----------------------|----------------|----------------------------------|---------------|-----------------|
| 301 | 3   | Charlie TAYLOR/Steve BIELBY         | H3    | 3              | Ford Escort Mk2       | 1:21:16.9      |                                  | 1:21:16.9     | 3:21.6          |
| 302 | 1   | Steve BANNISTER/Louise SUTHERLAND   | H3    | 1              | Ford Escort Mk2       | 1:17:55.3      |                                  | 1:17:55.3     |                 |
| 303 |     | Darren MOON/Mark FISHER             | H3    |                | Ford Escort Mk2       |                | Mechanical after SS6             |               |                 |
| 304 |     | Steve MAGSON/Geoff ATKINSON         | H3    |                | Vauxhall Chevette HSR |                | Engine SS4                       |               |                 |
| 305 |     | Andrew SMITH/Alexander PROCTER      | H3    |                | Ford Escort Mk2       |                | C.2.6.2 Verbal abuse of Official |               |                 |
| 306 | 2   | Gareth JAMES/Steffan EVANS          | H3    | 2              | Ford Escort RS 1800   | 1:19:21.7      | 0:50.0                           | 1:20:11.7     | 2:16.4          |
| 307 |     | Roy SMITH/John STANGER-LEATHES      | H3    |                | Porsche 911           |                | Off in field SS3                 |               |                 |
| 308 |     | Steve HALL/Aggie FOSTER             | H1    |                | Triumph TR4           |                | Stopped SS3                      |               |                 |
| 309 | 4   | Ian HILDRETH/Stephen STEAD          | H3    | 4              | Ford Escort Mk2       | 1:28:25.6      |                                  | 1:28:25.6     | 10:30.3         |
| 310 |     | Peter HUMPHREY/Douglas HUMPHREY     | H3    |                | Opel Kadett Coupe     |                | Engine SS3                       |               |                 |
| 311 | 5   | Tony THOMPSON/Paul HUDSON           | H3    | 5              | Vauxhall Chevette HSR | 1:32:53.5      |                                  | 1:32:53.5     | 14:58.2         |
| 312 | 6   | Adrian STEWART/Richard SIMMONDS     | H1    | 1              | Morris Mini Cooper S  | 1:33:18.8      |                                  | 1:33:18.8     | 15:23.5         |
| 314 |     | John MARSHAL/Phil COULBY            | H3    |                | Ford Escort Mk1       |                | Battery exploded SS4             |               |                 |



# Jim Clark Historic Rally 2012

1st - 2nd June 2012

## Final Stage Times



| No. | Driver          | Class | SS 1   | SS 2               | SS 3             | SS 4       | SS 5                 | SS 6               | SS 8                 | SS 9     | SS 10    | Penalties |  |
|-----|-----------------|-------|--------|--------------------|------------------|------------|----------------------|--------------------|----------------------|----------|----------|-----------|--|
|     |                 |       | Duns 1 | Abbey St Bathans 1 |                  | Aytoun 1   |                      | Abbey St Bathans 2 |                      | Aytoun 2 |          |           |  |
|     |                 |       | Duns 1 | Duns 2             | Edrom 1          | Edrom 1    | Fogo 1               | Fogo 1             | Edrom 2              | Edrom 2  | Aytoun 2 |           |  |
| 301 | Charlie TAYLOR  | H3    | 0:00.0 | 0:00.0             | 14:55.1          | 11:14.5    | 11:24.7              | 6:56.5             | 14:55.6              | 10:25.0  | 11:25.5  |           |  |
| 302 | Steve BANNISTER | H3    | 0:00.0 | 0:00.0             | 14:06.2          | 11:01.2    | 10:58.3              | 6:43.2             | 14:01.6              | 10:10.3  | 10:54.5  |           |  |
| 303 | Darren MOON     | H3    | 0:00.0 | 0:00.0             | 14:02.0          | 10:50.7    | 17:54.5              | 6:44.4             | Mechanical after SS6 |          |          |           |  |
| 304 | Steve MAGSON    | H3    | 0:00.0 | 0:00.0             | 14:52.1          | Engine SS4 |                      |                    |                      |          |          |           |  |
| 305 | Andrew SMITH    | H3    | 0:00.0 | 0:00.0             | 33:16.4          | 11:28.1    | 11:33.6              | 6:55.0             | 14:35.5              | 10:28.3  | 11:32.6  | Excluded  |  |
| 306 | Gareth JAMES    | H3    | 0:00.0 | 0:00.0             | 14:53.7          | 11:02.5    | 11:31.2              | 6:42.5             | 14:13.0              | 10:03.3  | 10:55.5  | 0:50.0    |  |
| 307 | Roy SMITH       | H3    | 0:00.0 | 0:00.0             | Off in field SS3 |            |                      |                    |                      |          |          |           |  |
| 308 | Steve HALL      | H1    | 0:00.0 | 0:00.0             | Stopped SS3      |            |                      |                    |                      |          |          |           |  |
| 309 | Ian HILDRETH    | H3    | 0:00.0 | 0:00.0             | 16:56.2          | 11:59.7    | 12:09.9              | 7:34.6             | 16:23.4              | 11:10.5  | 12:11.3  |           |  |
| 310 | Peter HUMPHREY  | H3    | 0:00.0 | 0:00.0             | Engine SS3       |            |                      |                    |                      |          |          |           |  |
| 311 | Tony THOMPSON   | H3    | 0:00.0 | 0:00.0             | 17:21.8          | 12:40.1    | 13:23.4              | 8:06.8             | 16:56.8              | 11:34.0  | 12:50.6  |           |  |
| 312 | Adrian STEWART  | H1    | 0:00.0 | 0:00.0             | 16:27.2          | 13:09.6    | 13:20.4              | 8:05.1             | 17:14.4              | 12:05.1  | 12:57.0  |           |  |
| 314 | John MARSHAL    | H3    | 0:00.0 | 0:00.0             | 15:00.4          | 11:19.3    | Battery exploded SS4 |                    |                      |          |          |           |  |



# Jim Clark Historic Rally 2012

1st - 2nd June 2012

## Final Class Results



| Pos             | No. | Driver/Co-driver                  | Class | Class Pos. | Vehicle               | Stage Times | Penalties | Total Time | Diff. Leader |
|-----------------|-----|-----------------------------------|-------|------------|-----------------------|-------------|-----------|------------|--------------|
| <b>Class H1</b> |     |                                   |       |            |                       |             |           |            |              |
| 1               | 312 | Adrian STEWART/Richard SIMMONDS   | H1    | 1          | Morris Mini Cooper S  | 1:33:18.8   |           | 1:33:18.8  |              |
| <b>Class H3</b> |     |                                   |       |            |                       |             |           |            |              |
| 1               | 302 | Steve BANNISTER/Louise SUTHERLAND | H3    | 1          | Ford Escort Mk2       | 1:17:55.3   |           | 1:17:55.3  |              |
| 2               | 306 | Gareth JAMES/Steffan EVANS        | H3    | 2          | Ford Escort RS 1800   | 1:19:21.7   | 0:50.0    | 1:20:11.7  | 2:16.4       |
| 3               | 301 | Charlie TAYLOR/Steve BIELBY       | H3    | 3          | Ford Escort Mk2       | 1:21:16.9   |           | 1:21:16.9  | 3:21.6       |
| 4               | 309 | Ian HILDRETH/Stephen STEAD        | H3    | 4          | Ford Escort Mk2       | 1:28:25.6   |           | 1:28:25.6  | 10:30.3      |
| 5               | 311 | Tony THOMPSON/Paul HUDSON         | H3    | 5          | Vauxhall Chevette HSR | 1:32:53.5   |           | 1:32:53.5  | 14:58.2      |






# Jim Clark Historic Rally 2012

1st - 2nd June 2012

## Final Retirements and Exclusions

Listed by Competition Number

7 Retirements and Exclusions




| No. | Driver/Co-driver                | Class | Vehicle               | Stage | Reason                           |
|-----|---------------------------------|-------|-----------------------|-------|----------------------------------|
| 303 | Darren MOON/Mark FISHER         | H3    | Ford Escort Mk2       | 8     | Mechanical after SS6             |
| 304 | Steve MAGSON/Geoff ATKINSON     | H3    | Vauxhall Chevette HSR | 4     | Engine SS4                       |
| 305 | Andrew SMITH/Alexander PROCTER  | H3    | Ford Escort Mk2       |       | C.2.6.2 Verbal abuse of Official |
| 307 | Roy SMITH/John STANGER-LEATHES  | H3    | Porsche 911           | 3     | Off in field SS3                 |
| 308 | Steve HALL/Aggie FOSTER         | H1    | Triumph TR4           | 3     | Stopped SS3                      |
| 310 | Peter HUMPHREY/Douglas HUMPHREY | H3    | Opel Kadett Coupe     | 3     | Engine SS3                       |
| 314 | John MARSHAL/Phil COULBY        | H3    | Ford Escort Mk1       | 5     | Battery exploded SS4             |



# Jim Clark Historic Rally 2012

1st - 2nd June 2012

## Final Ten Best Times on Each Stage



| SS 1 Duns 1<br>Sealed<br>Length 1.20miles                  |           |        | SS 2 Duns 2<br>Sealed<br>Length 1.20miles                               |           |         | SS 3 Abbey St Bathans 1<br>Fastest speed 68.41 mph<br>Length 16.00miles |           |         | SS 4 Edrom 1<br>Fastest speed 63.84 mph<br>Length 11.54miles  |           |         | SS 5 Ayton 1<br>Fastest speed 68.10 mph<br>Length 12.45miles |           |         |  |  |
|--|-----------|--------|---|-----------|---------|---|-----------|---------|---|-----------|---------|--|-----------|---------|--|--|
| No.  | Driver    | Time   | No.   | Driver    | Time    | No.   | Driver    | Time    | No.   | Driver    | Time    | No.  | Driver    | Time    |  |  |
|  |           |        |   |           |         | 303   | Moon      | 14:02.0 | 303   | Moon      | 10:50.7 | 302  | Bannister | 10:58.3 |  |  |
|  |           |        |   |           |         | 302   | Bannister | 14:06.2 | 302   | Bannister | 11:01.2 | 301  | Taylor    | 11:24.7 |  |  |
|  |           |        |   |           |         | 304   | Magson    | 14:52.1 | 306   | James     | 11:02.5 | 306  | James     | 11:31.2 |  |  |
|  |           |        |   |           |         | 306   | James     | 14:53.7 | 301   | Taylor    | 11:14.5 | 305  | Smith     | 11:33.6 |  |  |
|  |           |        |   |           |         | 301   | Taylor    | 14:55.1 | 314   | Marshal   | 11:19.3 | 309  | Hildreth  | 12:09.9 |  |  |
|  |           |        |   |           |         | 314   | Marshal   | 15:00.4 | 305   | Smith     | 11:28.1 | 312  | Stewart   | 13:20.4 |  |  |
|  |           |        |   |           |         | 312   | Stewart   | 16:27.2 | 309   | Hildreth  | 11:59.7 | 311  | Thompson  | 13:23.4 |  |  |
|  |           |        |   |           |         | 309   | Hildreth  | 16:56.2 | 311   | Thompson  | 12:40.1 | 303  | Moon      | 17:54.5 |  |  |
|  |           |        |   |           |         | 311   | Thompson  | 17:21.8 | 312   | Stewart   | 13:09.6 |  |           |         |  |  |
|  |           |        |   |           |         | 305   | Smith     | 33:16.4 |   |           |         |  |           |         |  |  |
| SS 6 Fogo 1<br>Fastest speed 64.69 mph<br>Length 7.23miles |           |        | SS 8 Abbey St Bathans 2<br>Fastest speed 68.44 mph<br>Length 16.00miles |           |         | SS 9 Edrom 2<br>Fastest speed 64.63 mph<br>Length 10.83miles            |           |         | SS 10 Ayton 2<br>Fastest speed 68.49 mph<br>Length 12.45miles |           |         |  |           |         |  |  |
| No.  | Driver    | Time   | No.   | Driver    | Time    | No.   | Driver    | Time    | No.   | Driver    | Time    |  |           |         |  |  |
| 306  | James     | 6:42.5 | 302   | Bannister | 14:01.6 | 306   | James     | 10:03.3 | 302   | Bannister | 10:54.5 |  |           |         |  |  |
| 302  | Bannister | 6:43.2 | 306   | James     | 14:13.0 | 302   | Bannister | 10:10.3 | 306   | James     | 10:55.5 |  |           |         |  |  |
| 303  | Moon      | 6:44.4 | 305   | Smith     | 14:35.5 | 301   | Taylor    | 10:25.0 | 301   | Taylor    | 11:25.5 |  |           |         |  |  |
| 305  | Smith     | 6:55.0 | 301   | Taylor    | 14:55.6 | 305   | Smith     | 10:28.3 | 305   | Smith     | 11:32.6 |  |           |         |  |  |
| 301  | Taylor    | 6:56.5 | 309   | Hildreth  | 16:23.4 | 309   | Hildreth  | 11:10.5 | 309   | Hildreth  | 12:11.3 |  |           |         |  |  |
| 309  | Hildreth  | 7:34.6 | 311   | Thompson  | 16:56.8 | 311   | Thompson  | 11:34.0 | 311   | Thompson  | 12:50.6 |  |           |         |  |  |
| 312  | Stewart   | 8:05.1 | 312   | Stewart   | 17:14.4 | 312   | Stewart   | 12:05.1 | 312   | Stewart   | 12:57.0 |  |           |         |  |  |
| 311  | Thompson  | 8:06.8 |   |           |         |   |           |         |   |           |         |  |           |         |  |  |





# Jim Clark Historic Rally 2012

1st - 2nd June 2012

## Final Leading Positions after Each Stage




| SS 1 Duns 1<br>Sealed<br>Length 1.20miles |           |           | SS 2 Duns 2<br>Sealed<br>Length 1.20miles              |           |           | SS 3 Abbey St Bathans 1<br>Sealed<br>Length 16.00miles |           |           | SS 4 Edrom 1<br>Sealed<br>Length 11.54miles  |           |           | SS 5 Ayton 1<br>Sealed<br>Length 12.45miles |           |           |
|---|-----------|-----------|--|-----------|-----------|--|-----------|-----------|--|-----------|-----------|---|-----------|-----------|
| No.                                       | Driver    | Total     | No.  | Driver    | Total     | No.  | Driver    | Total     | No.  | Driver    | Total     | No.   | Driver    | Total     |
| 301=                                      | Taylor    | 0:00:00.0 | 301=   | Taylor    | 0:00:00.0 | 303  | Moon      | 0:14:02.0 | 303  | Moon      | 0:24:52.7 | 302   | Bannister | 0:36:05.7 |
| 302=                                      | Bannister | 0:00:00.0 | 302=   | Bannister | 0:00:00.0 | 302  | Bannister | 0:14:06.2 | 302  | Bannister | 0:25:07.4 | 306   | James     | 0:37:27.4 |
| 303=                                      | Moon      | 0:00:00.0 | 303=   | Moon      | 0:00:00.0 | 304  | Magson    | 0:14:52.1 | 306  | James     | 0:25:56.2 | 301   | Taylor    | 0:37:34.3 |
| 304=                                      | Magson    | 0:00:00.0 | 304=   | Magson    | 0:00:00.0 | 306  | James     | 0:14:53.7 | 301  | Taylor    | 0:26:09.6 | 309   | Hildreth  | 0:41:05.8 |
| 305=                                      | Smith     | 0:00:00.0 | 305=   | Smith     | 0:00:00.0 | 301  | Taylor    | 0:14:55.1 | 314  | Marshal   | 0:26:19.7 | 303   | Moon      | 0:42:47.2 |
| 306=                                      | James     | 0:00:00.0 | 306=   | James     | 0:00:00.0 | 314  | Marshal   | 0:15:00.4 | 309  | Hildreth  | 0:28:55.9 | 312   | Stewart   | 0:42:57.2 |
| 307=                                      | Smith     | 0:00:00.0 | 307=   | Smith     | 0:00:00.0 | 312  | Stewart   | 0:16:27.2 | 312  | Stewart   | 0:29:36.8 | 311   | Thompson  | 0:43:25.3 |
| 308=                                      | Hall      | 0:00:00.0 | 308=   | Hall      | 0:00:00.0 | 309  | Hildreth  | 0:16:56.2 | 311  | Thompson  | 0:30:01.9 | 305   | Smith     | 0:56:18.1 |
| 309=                                      | Hildreth  | 0:00:00.0 | 309=   | Hildreth  | 0:00:00.0 | 311  | Thompson  | 0:17:21.8 | 305  | Smith     | 0:44:44.5 |   |           |           |
| 310=                                      | Humphrey  | 0:00:00.0 | 310=   | Humphrey  | 0:00:00.0 | 305  | Smith     | 0:33:16.4 |  |           |           |   |           |           |
| SS 6 Fogo 1<br>Sealed<br>Length 7.23miles |           |           | SS 8 Abbey St Bathans 2<br>Sealed<br>Length 16.00miles |           |           | SS 9 Edrom 2<br>Sealed<br>Length 10.83miles            |           |           | SS 10 Ayton 2<br>Sealed<br>Length 12.45miles |           |           |   |           |           |
| No.                                       | Driver    | Total     | No.  | Driver    | Total     | No.  | Driver    | Total     | No.  | Driver    | Total     |   |           |           |
| 302                                       | Bannister | 0:42:48.9 | 302  | Bannister | 0:56:50.5 | 302  | Bannister | 1:07:00.8 | 302  | Bannister | 1:17:55.3 |   |           |           |
| 306                                       | James     | 0:44:09.9 | 306  | James     | 0:58:22.9 | 306  | James     | 1:08:26.2 | 306  | James     | 1:20:11.7 |   |           |           |
| 301                                       | Taylor    | 0:44:30.8 | 301  | Taylor    | 0:59:26.4 | 301  | Taylor    | 1:09:51.4 | 301  | Taylor    | 1:21:16.9 |   |           |           |
| 309                                       | Hildreth  | 0:48:40.4 | 309  | Hildreth  | 1:05:03.8 | 309  | Hildreth  | 1:16:14.3 | 309  | Hildreth  | 1:28:25.6 |   |           |           |
| 303                                       | Moon      | 0:49:31.6 | 312  | Stewart   | 1:08:16.7 | 311  | Thompson  | 1:20:02.9 | 311  | Thompson  | 1:32:53.5 |   |           |           |
| 312                                       | Stewart   | 0:51:02.3 | 311  | Thompson  | 1:08:28.9 | 312  | Stewart   | 1:20:21.8 | 312  | Stewart   | 1:33:18.8 |   |           |           |
| 311                                       | Thompson  | 0:51:32.1 | 305  | Smith     | 1:17:48.6 | 305  | Smith     | 1:28:16.9 |  |           |           |   |           |           |
| 305                                       | Smith     | 1:03:13.1 |  |           |           |  |           |           |  |           |           |   |           |           |



# Jim Clark Historic Rally 2012

1st - 2nd June 2012

## Final Stage Positions



Total number of fastest times, second fastest times etc.

| No. | Driver          | 1 | 2 | 3 | 4 | 5 | 6 | 7 | 8 | 9 | 10 | 11 | 12 | 13 | 14 | 15 |
|-----|-----------------|---|---|---|---|---|---|---|---|---|----|----|----|----|----|----|
| 302 | Steve BANNISTER | 3 | 4 | - | - | - | - | - | - | - | -  | -  | -  | -  | -  | -  |
| 306 | Gareth JAMES    | 2 | 2 | 2 | 1 | - | - | - | - | - | -  | -  | -  | -  | -  | -  |
| 303 | Darren MOON     | 2 | - | 1 | - | - | - | - | 1 | - | -  | -  | -  | -  | -  | -  |
| 301 | Charlie TAYLOR  | - | 1 | 2 | 2 | 2 | - | - | - | - | -  | -  | -  | -  | -  | -  |
| 305 | Andrew SMITH    | - | - | 1 | 4 | - | 1 | - | - | - | 1  | -  | -  | -  | -  | -  |
| 304 | Steve MAGSON    | - | - | 1 | - | - | - | - | - | - | -  | -  | -  | -  | -  | -  |
| 309 | Ian HILDRETH    | - | - | - | - | 4 | 1 | 1 | 1 | - | -  | -  | -  | -  | -  | -  |
| 314 | John MARSHAL    | - | - | - | - | 1 | 1 | - | - | - | -  | -  | -  | -  | -  | -  |
| 311 | Tony THOMPSON   | - | - | - | - | - | 3 | 1 | 2 | 1 | -  | -  | -  | -  | -  | -  |
| 312 | Adrian STEWART  | - | - | - | - | - | 1 | 5 | - | 1 | -  | -  | -  | -  | -  | -  |


Note: where more than one competitor has the same stage time, they are all credited with the same stage position.



# Jim Clark Historic Rally 2012

1st - 2nd June 2012

## Final Time Chart



Competitors in order of time taken on each stage

| Posn | Stage |   |     |     |     |     |     |     |     |  |
|------|-------|---|-----|-----|-----|-----|-----|-----|-----|--|
|      | 1     | 2 | 3   | 4   | 5   | 6   | 8   | 9   | 10  |  |
| 1    |       |   | 303 | 303 | 302 | 306 | 302 | 306 | 302 |  |
| 2    |       |   | 302 | 302 | 301 | 302 | 306 | 302 | 306 |  |
| 3    |       |   | 304 | 306 | 306 | 303 | 305 | 301 | 301 |  |
| 4    |       |   | 306 | 301 | 305 | 305 | 301 | 305 | 305 |  |
| 5    |       |   | 301 | 314 | 309 | 301 | 309 | 309 | 309 |  |
| 6    |       |   | 314 | 305 | 312 | 309 | 311 | 311 | 311 |  |
| 7    |       |   | 312 | 309 | 311 | 312 | 312 | 312 | 312 |  |
| 8    |       |   | 309 | 311 | 303 | 311 |     |     |     |  |
| 9    |       |   | 311 | 312 |     |     |     |     |     |  |
| 10   |       |   | 305 |     |     |     |     |     |     |  |



# Jim Clark Historic Rally 2012

1st - 2nd June 2012

## Final Stage Chart



Cumulative positions after each stage (including all additional penalties)

| Posn | Stage |      |     |     |     |     |     |     |     |  |
|------|-------|------|-----|-----|-----|-----|-----|-----|-----|--|
|      | 1     | 2    | 3   | 4   | 5   | 6   | 8   | 9   | 10  |  |
| 1    | 301=  | 301= | 303 | 303 | 302 | 302 | 302 | 302 | 302 |  |
| 2    | 302=  | 302= | 302 | 302 | 306 | 306 | 306 | 306 | 306 |  |
| 3    | 303=  | 303= | 304 | 306 | 301 | 301 | 301 | 301 | 301 |  |
| 4    | 304=  | 304= | 306 | 301 | 309 | 309 | 309 | 309 | 309 |  |
| 5    | 305=  | 305= | 301 | 314 | 303 | 303 | 312 | 311 | 311 |  |
| 6    | 306=  | 306= | 314 | 309 | 312 | 312 | 311 | 312 | 312 |  |
| 7    | 307=  | 307= | 312 | 312 | 311 | 311 | 305 | 305 |     |  |
| 8    | 308=  | 308= | 309 | 311 | 305 | 305 |     |     |     |  |
| 9    | 309=  | 309= | 311 | 305 |     |     |     |     |     |  |
| 10   | 310=  | 310= | 305 |     |     |     |     |     |     |  |
| 11   | 311=  | 311= |     |     |     |     |     |     |     |  |
| 12   | 312=  | 312= |     |     |     |     |     |     |     |  |
| 13   | 314=  | 314= |     |     |     |     |     |     |     |  |